


Playing Major and Parallel Minor Scales and Arpeggios


Parallel major and minor scales and arpeggios begin on the same key note, but have different key signatures.


Practice the following hands separately:

1. The blocked scale as written.
2. The scale as written.
3. The arpeggio as written.

C Major

1. 

2. 

3. 

C Harmonic Minor

1. 

2. 

3. 

G Major

1.

1 2 3 1 2 3 4 1 2 3 1 2 3 4 5 5 4 3 2 1 3 2 1 4 3 2 1 3 2 1

1-7 (48)

2.

5 4 3 2 1 3 2 1 4 3 2 1 3 2 1 1 2 3 1 2 3 4 1 2 3 1 2 3 4 5

1-8 (49)

3.

5 4 2 1 4 2 1 1 2 4 1 2 4 5

G Harmonic Minor

1.

1 3 2 1 3 2 1 2 3 1 2 3 4 5 5 4 3 2 1 3 2 1 4 3 2 1 3 2 1

1-9 (50)

2.

5 4 3 2 1 3 2 1 4 3 2 1 3 2 1 1 2 3 1 2 3 4 1 2 3 1 2 3 4 5

1-10 (51)

3.

5 4 2 1 4 2 1 1 2 4 1 2 4 5