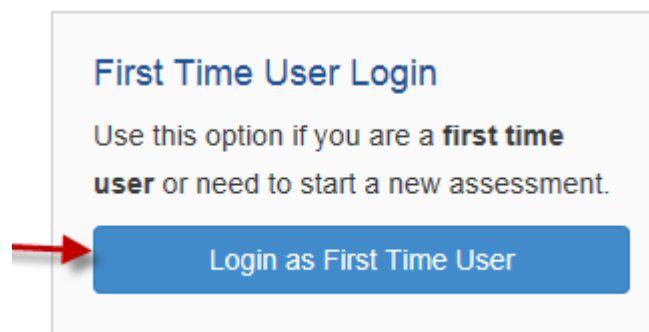


How to Take the SmarterMeasure Assessment

1. To take the SmarterMeasure assessment, please go to <http://twu.smartermeasure.com/>

2. Select First Time User.



3. Open the dropdown menu under Username and select [student_twu](#)

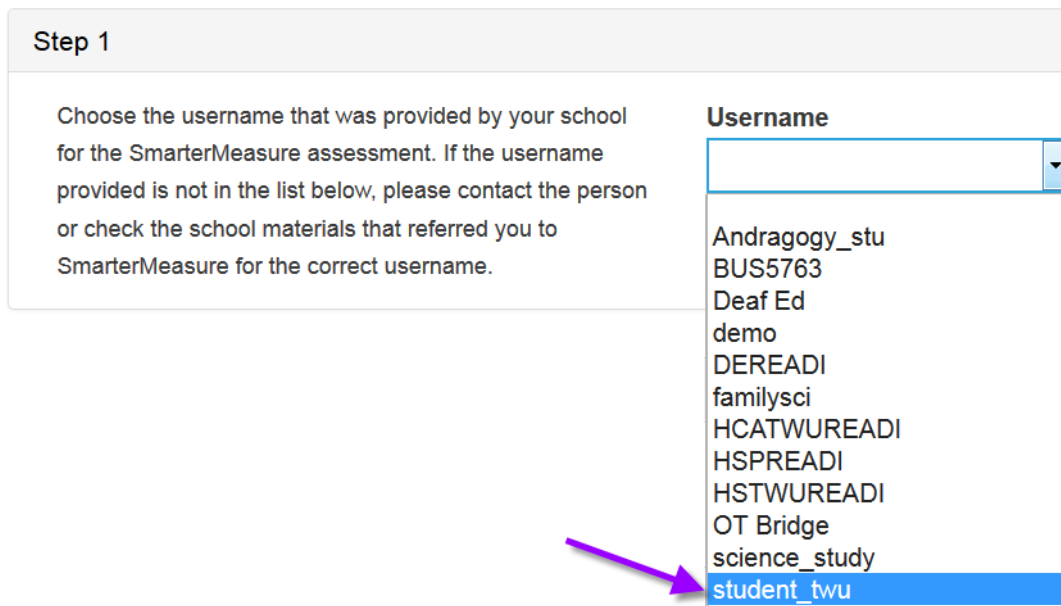
First Time User Login

Step 1

Choose the username that was provided by your school for the SmarterMeasure assessment. If the username provided is not in the list below, please contact the person or check the school materials that referred you to SmarterMeasure for the correct username.

Username

- Andragogy_stu
- BUS5763
- Deaf Ed
- demo
- DEREADI
- familysci
- HCATWUREADI
- HSPREADI
- HSTWUREADI
- OT Bridge
- science_study
- student_twu**



A screenshot of a web form for "First Time User Login". It shows a "Step 1" section with instructions to choose a username from a list. The list includes various usernames, with "student_twu" highlighted in blue. A purple arrow points to the "student_twu" option.

4. Enter **studenttwu** as the password and then select Login

Step 2

Enter the password that was provided by your school for the SmarterMeasure assessment.

Password

••••••••

Cancel Login

5. Answer the questions about yourself on the following pages.

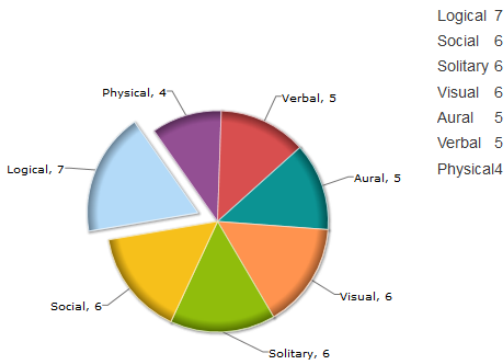
Keep in mind that the purpose of this test is to reflect on yourself as a learner. Please answer honestly; there are no right or wrong answers.

When you complete the assessment, it will give you pages of information about your life factors that may contribute to academic success, your learning styles, reading rate and recall, technical competency, technical knowledge, and typing speed and accuracy. The results will be visual graphs and charts mixed combined with description like this example:

Learning Styles

People learn differently. Some people are very comfortable reading large amounts of text. Others are more comfortable listening to someone speak or writing things down for themselves. A person's preferred "learning style" is the approach to learning that feels most natural to them. It is based on a combination of their experiences, strengths, weaknesses, and preferences. Everyone has a mix of learning styles, and some people have strong, dominant learning styles. There are no "right" or "wrong" learning styles. Most people tend to adapt their learning style to the context of learning. With practice a person can strengthen themselves in the learning styles that are least comfortable for them. When a person recognizes the learning styles that work best for them, they can then make a better informed decision about the ways that they approach learning new things.

i Your primary learning style is Logical.



Logical Social Solitary Visual Aural Verbal Physical

Logical (mathematical) – When it comes to understanding and remembering new information, you feel most comfortable when you use logic, reasoning, and systems thinking. Do you enjoy word puzzles such as crosswords or math puzzles such as Sudoku? Can you conduct basic or even moderately complex math computations in your head? Do you find comfort in setting a financial

6. You will also be given implications for learning and links to further resources similar to this example:

Implications for learning

What does being a "logical" person like this mean to you as you attempt to learn new things? As a logical learner you are naturally inclined to want to understand something rather than just memorizing facts. This can be a strength or a weakness. Use your natural curiosity to deeply understand the concepts in your courses, but don't allow yourself to get too bogged down in something that you do not understand. Some have called this "analysis paralysis." Recognize that at times when preparing for a test, memorization is appropriate.

Use your natural organizational skills for your benefit. Make lists of all the things you need to study, and reward yourself by checking them off upon completion.

A logical person enjoys a mental challenge. If you are feeling mentally fatigued by your course content, it may actually rejuvenate your thinking to take some time out and work a crossword or math puzzle.

Finally, understand that not all people are as logical as you in their approach to learning. You may find that you have completed your assignments far ahead of your classmates. Do not be critical of others if they do not keep up your same pace or use the same orderly process toward learning that you use.



Resources For Support

A multitude of resources exist on the World Wide Web. Those listed here are just a small sample of what is available in terms of information or tutorials on the topics focused on in SmarterMeasure. Some of these sites are free; a few require a subscription or fee. To find more or different information beyond these sites, feel free to perform your own web search.

- Advice for Enhancing 3 Basic Learning Styles
- Advice on Bringing Your Learning Styles Into Balance
- Thinking and Learning Skills Course
- Discover Your Learning Style
- Successful Learning: Cycle through Learning Styles

7. Click on Summary to view the summary of your results:

Introduction
Summary
Life Factors
Individual Attributes
Learning Styles
Reading Rate & Recall
Technical Competency
Technical Knowledge
Typing Speed Accuracy