



GRADUATE SCHOOL
TEXAS WOMAN'S UNIVERSITY

APA 7

Made
Easy



A Resource for
Thesis/Dissertation Students

Thesis & Dissertation Resources



Thesis, Dissertation, & Professional Paper Technical Manual

Contains Graduate School guidelines and formatting example


Formatting Video Series

Step-by-step instruction on how to format your document to meet Graduate School guidelines




Style Guide

In addition to this guide, the library has a physical copy of the manual and access to the style guide's website.



Write Site

The TWU writing center offers online and in-person writing tutoring.



CRDA

The Center for Research Design and Analysis offers research support for qualitative and quantitative research

At a Glance

This resource covers basic APA 7 guidelines and some of the most common errors we see students make when using this style guide. If you are not using APA 7, please refer to the correct style guide resource.

This should not be used as a replacement to the APA 7 manual. It's a supplemental source that should be used along with the APA manual.

The TWU Library has a physical copy of the APA 7 manual and the APA website contains a good portion of the manual for free.

Reminder! Only use **one** style guide throughout your entire document!

APA 7 Headings

What is a heading?

A heading identifies different sections within your paper. A level 1 heading introduces a new topic, and levels 2-5 are subtopics that fall under the umbrella of the level 1 heading. Your chapter should always start with a level 1 heading. Check out p. 35 of the [Technical Manual](#)!

If you were writing a paper about dogs, a level 1 heading might be **dog breeds**. After including a paragraph or two on breeds, you might focus on a specific breed. A level 2 heading could be **poodles**. This falls under the category of dog breeds, but it is a more specific category. Next, you might want to write about a poodle trait. A level 3 heading could be **hypoallergenic**. If you switch topics away from dog breeds (maybe you have a paragraph on dog health), you would want to use a level 1 heading because it no longer falls under the dog breed umbrella.



APA 7 Headings

Formatting Examples

This table is modified from the [APA 7 website](#).

1	Centered, Bold, Title Case	
2	Flush Left, Bold, Title Case	
3	<i>Flush Left, Bold Italic, Title Case</i>	
4	Indented, Bold, Title Case, Ending With a Period.	Heading starts on the same line as the paragraph!
5	<i>Indented, Bold Italic, Title Case, Ending With a Period.</i>	Heading starts on the same line as the paragraph!

Number Rules

APA 7 uses the written number for:



Nine books

Numbers Less Than 10

Twelve participants joined the study.

Numbers at Beginning of Sentence



One fifth

Common Fractions

APA 7 uses the numeral for:



150 subjects

Numbers 10 or more



5 months

Amounts of Time



8 ft
Measurements



Figure 2
Identifiers

APA 7 Tips & Reminders

- Once you introduce an acronym, use the acronym consistently for the rest of your document, even in new chapters.

The World Health Organization (WHO) declared it a health emergency. The WHO later retracted this statement.

- Back-to-back parentheses should be avoided by separating the information with a semicolon.

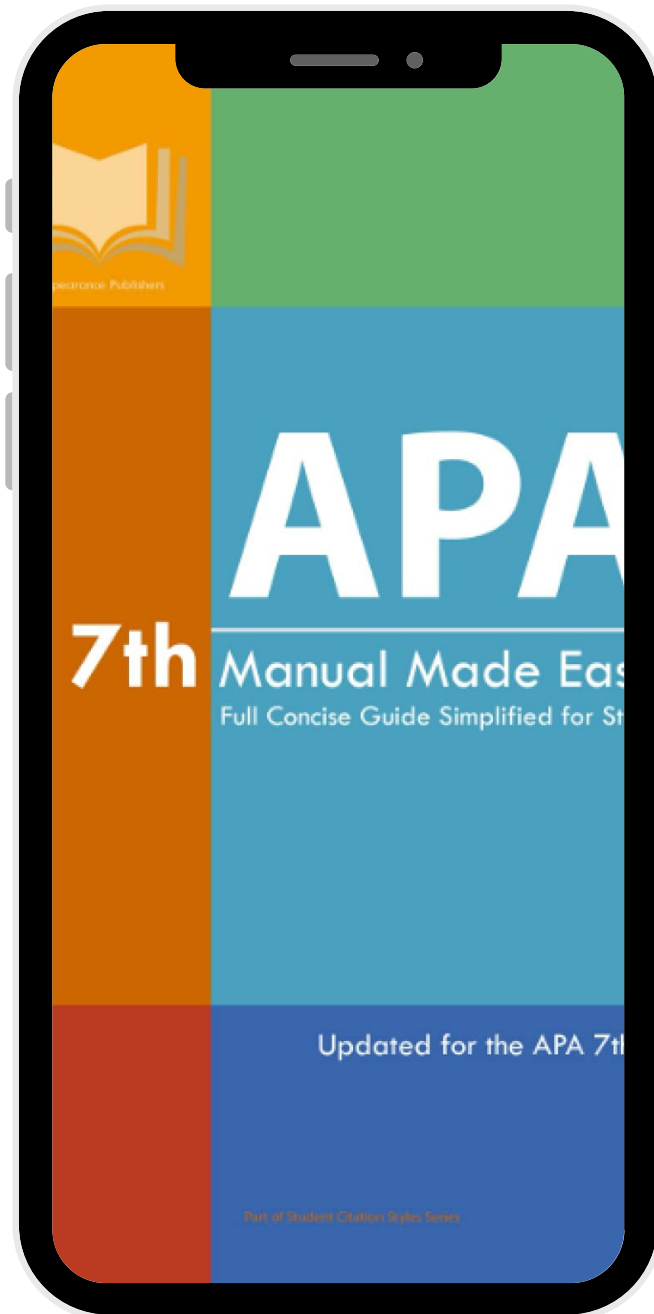
(206 vs 216; Jones et al., 2013)

- Most statistical symbols are italicized.

***p* > 0.05**

- A space should be used before and after a math symbol.

***n* = 631**



References & Citations

et al.

- APA 7 uses et al. (which stands for "and others") within in-text citations for 3 or more authors. The authors represented by et al. must all be the same in order to group citations together or distinguish a source by a letter
-

References

- The Technical Manual has examples of the three most common APA 7 references (p. 42). The APA 7 [website](#) also includes reference examples categorized by type.
 - Double check that each citation has a corresponding reference and that each reference has a corresponding citation. The citation should contain the first thing listed in the reference. The spelling of authors' names and the year of publication should match!
-

Citation Generators

- While generators are convenient when working with a long reference list, they are usually incorrect. If you use a generator, double check that the generator has pulled the correct information and in the right format.



GRADUATE SCHOOL

TEXAS WOMAN'S UNIVERSITY

Questions & Information



940-898-3415



gradschool@twu.edu



<https://twu.edu/gradschool/current-students/thesis-and-dissertation/>