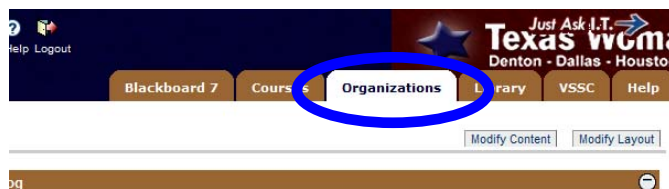



How to Self-Enroll in the Blackboard Organization: Professional Development and Scholarship in Business and Economics

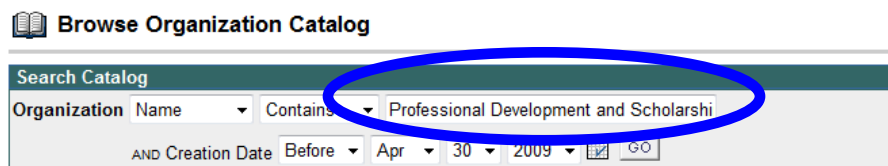
1. After logging into Blackboard, click on the **Organization** tab at the top.



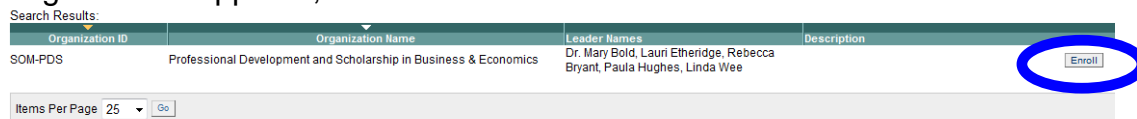
2. Click on **Browse Organization Catalog** in the next screen presented.



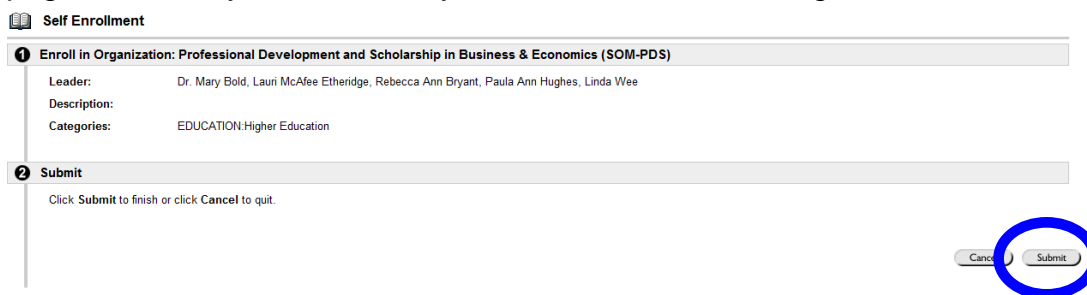
3. Search for the organization by typing **Professional Development and Scholarship** in the search engine and press **Go**.



4. When the organization appears, click **Enroll**.



5. The next page will direct you to **Submit** your enrollment into the organization.



6. After your enrollment is complete, click on the "Organization" tab once more to be sure that the **Professional Development and Scholarship Organization** is on your Blackboard page.

