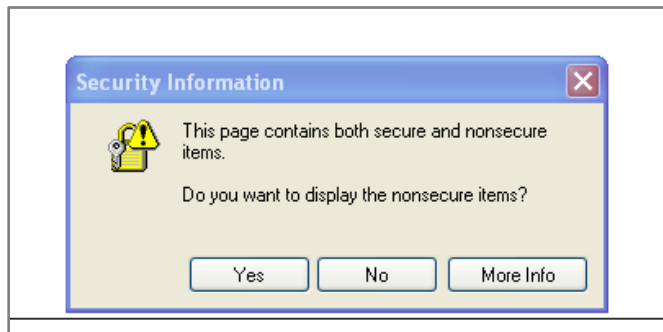
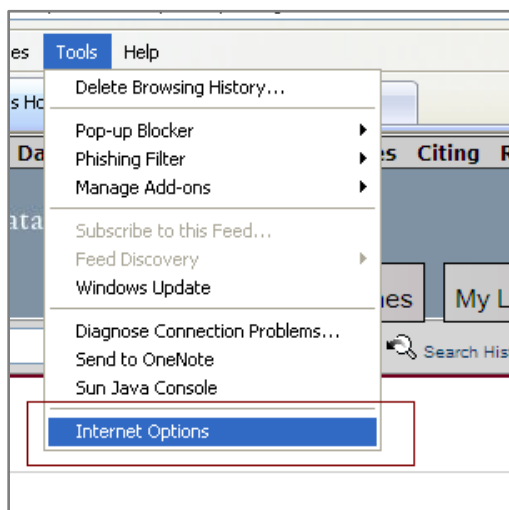


Removing Security Pop-Ups in the TWU Libraries' Online Catalog

When searching the online catalog, you may see the following security information pop-up:

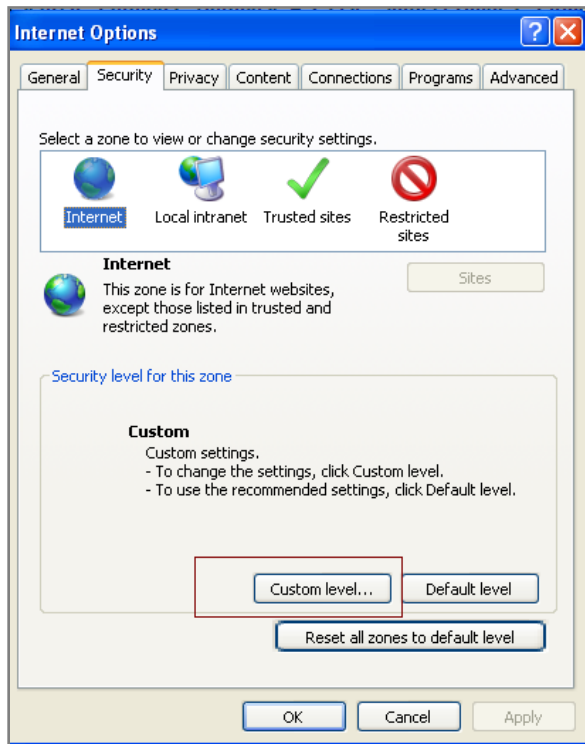


To remove these pop-ups, click on **Tools** and **Internet Options** in your browser:

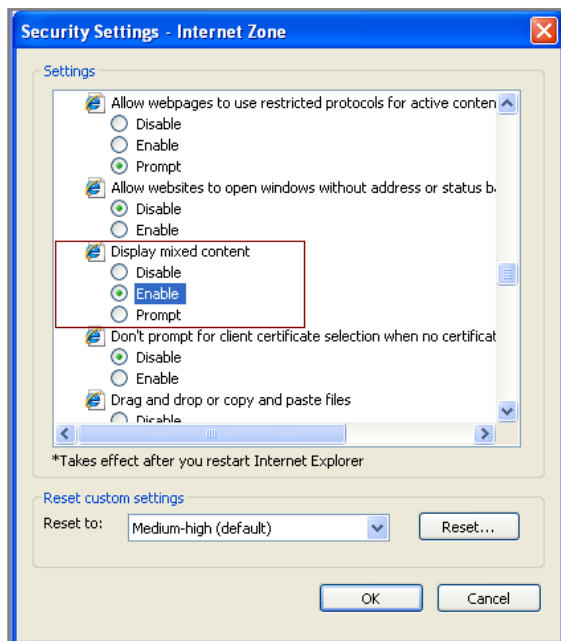


Removing Security Pop-Ups in the TWU Libraries' Online Catalog

Click on the **Security Tab** and the **Custom Level** button:

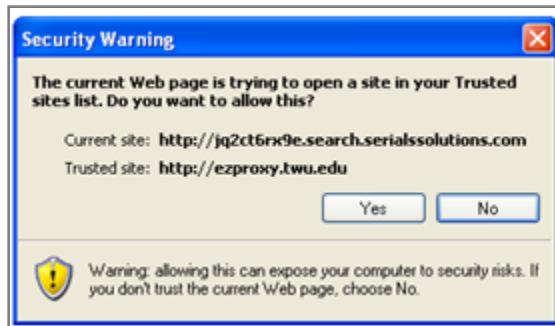


Scroll down to the **Miscellaneous** header and look for **Display mixed content** and set it to **Enable**. Click **OK**. Close out your browser and re-open it. The pop-ups should be gone.

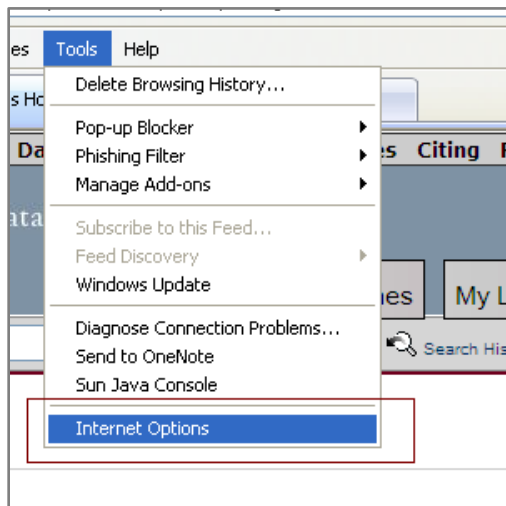


Removing Security Pop-Ups in the TWU Libraries' Online Catalog

If you are accessing an electronic journal from the online catalog, you may receive the following pop-up when you click on a link:

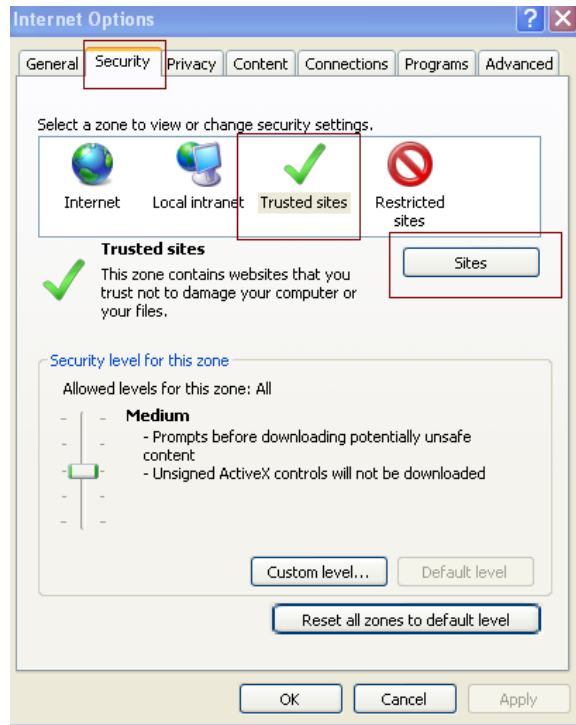


To remove these pop-ups, click on **Tools** and **Internet Options** in your browser:



Removing Security Pop-Ups in the TWU Libraries' Online Catalog

Select the **Security Tab**. Click on **Trusted Sites** and the **Sites** button.



Add this site: <http://jq2ct6rx9e.search.serialssolutions.com/> to the trusted sites zone and close the window. Close out your browser and re-open it. The pop-ups should be gone.

