



Denton, TX • 940-898-2000

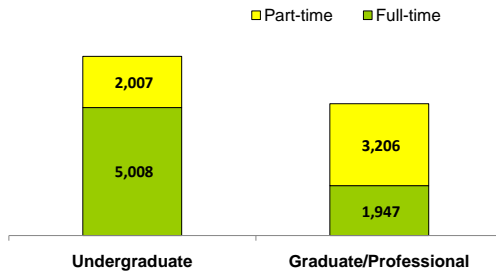
<http://www.twu.edu/>

Texas Woman's University occupies a notable position in higher education as the nation's largest university primarily for women. Its four campuses in Denton, Dallas, and Houston are joined by a fifth "e-Learning" campus offering innovative online degree programs in business, education and general studies. Admitting men since 1972, TWU today offers a comprehensive catalog of academic studies, including baccalaureate, master's and doctoral degrees. Now in its 11th decade, the University has grown from a small college to a major university.

## Student Characteristics (Fall 2007) [More](#)

**TOTAL NUMBER OF STUDENTS** 12,168

### Student Level and Enrollment Status



## UNDERGRADUATE PROFILE

**Total** 7,015

### Gender

Women	6,525	93%
Men	490	7%

### Race/Ethnicity

African American / Black	1,473	21%
American Indian / Alaskan Native	63	1%
Asian / Pacific Islander	477	7%
Hispanic	1,203	17%
International	136	2%
White	3,653	52%
Race/Ethnicity Unknown	10	0%

### Geographic Distribution (Degree-Seeking)

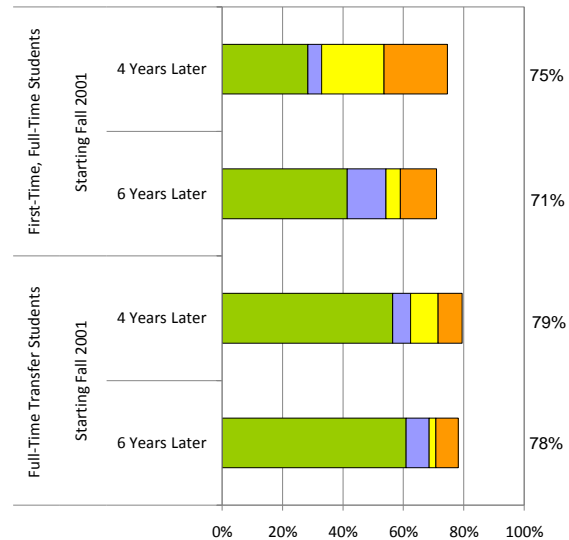
Texas	97%
Other US States & Territories	1%
Other Countries	2%

### Age (Degree-Seeking)

Average Age	25
Percent of Undergraduates Age 25 or Older	37%

## Undergraduate Success and Progress Rate

■ Graduated from TWU
 ■ Graduated from other Institution  
■ Still Enrolled at TWU
 ■ Still Enrolled at other Institution



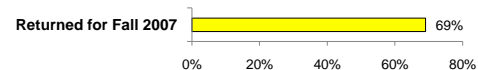
**A 75% four-year success and progress rate means that 75% of students starting in Fall 2001 either graduated or are still enrolled at a higher education institution four years later.**

Counts for the Fall 2001 entering class shown in the graph above.

- 474 First-Time, Full-Time Students
- 429 Full-Time Transfer Students

[CLICK HERE](#) for Detailed Success & Progress Rate Tables

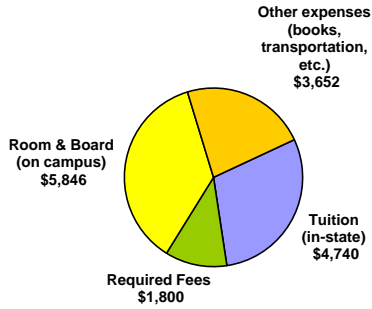
### Retention of Fall 2006 First-Time, Full-time Students



**Costs of Attendance and Financial Aid**

[More](#)

**Typical Undergraduate Costs per Year Without Financial Aid for Full-Time, In-State Students (2008-09)**



**Total: \$16,038**

[CLICK HERE](#) for typical out-of-state costs and any discipline-specific tuition

The cost to attend varies based on the individual circumstances of students and may be reduced through grants and scholarships.

[CLICK HERE](#)  
To get a cost estimate for students like you!

**Financial Aid Awarded to Undergraduates (Fall 2006)**

**Overall Financial Aid**

• 80% of Fall 2006 full-time undergraduates received financial aid of some type including need-based loans, work study, and non need-based scholarships.

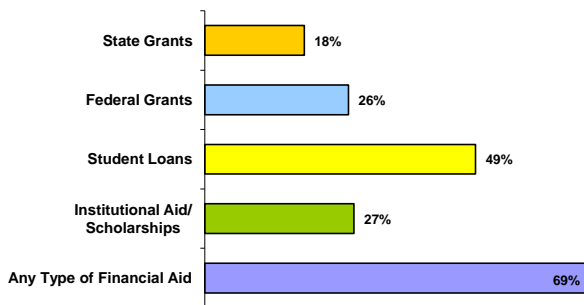
**Annual Need-Based Scholarships & Grants**

• 44% of Fall 2006 full-time undergraduates received need-based grants or scholarships; the average award for the year was \$4,445.

**Annual Need-Based Loans**

• 56% of Fall 2006 full-time undergraduates received need-based work-study and/or loans (not including parent loans); the average loan for the year was \$3,967.

**Percent of Fall 2005 First-Time Students Receiving Each Type of Financial Aid**

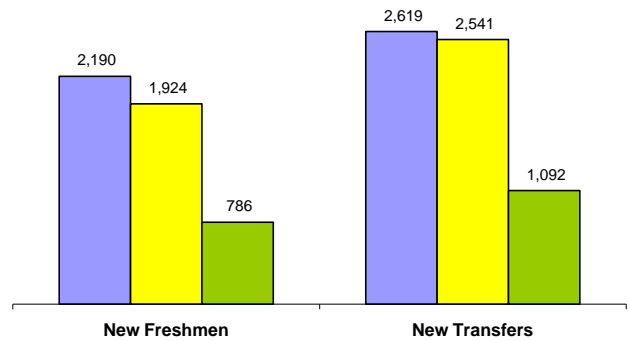


NOTE: Student may receive aid from more than one source.

**Undergraduate Admissions**

[More](#)

Applied Admitted Enrolled



**Academic Preparation of New Freshman**

**Test(s) Required for Admission: SAT or ACT**

**Middle 50% of Test Score Range**

	ACT	SAT
Composite	19-24	
Math	-	450-550
English	-	
Critical Reading		450-550

50% of admitted students have test scores within the ranges listed, 25% have scores above, and 25% have scores below.

Percent in top 25% of High School Graduating Class	42%
Percent in top 50% of High School Graduating Class	78%
Average High School GPA (4-point scale)	3.24

**Degrees and Areas of Study**

[More](#)

**Degrees Awarded at TWU in 2006-07**

Bachelor's	1,354
Master's	1,308
Doctoral	86
<b>Total</b>	<b>2,748</b>

**Areas of Study with the Largest Number of Undergraduate Degrees Awarded in 2006-07**

Nursing	27%
Interdisciplinary Studies	14%
Psychology	5%
General Studies	5%
Business	5%
All other degree areas	44%
<b>Total</b>	<b>100%</b>

[CLICK HERE](#) for a list of undergraduate and graduate programs

**The Pioneers Community**

The Division of Student Life actively supports the mission of Texas Woman's University and its learning environment. We are proud of the rich heritage of Texas Woman's University, and we encourage you to explore the possibilities that TWU has to offer.



**Study at TWU** [More](#)

**Classroom Environment**

Students per Faculty	14 to 1
Undergraduate classes with fewer than 30 students	78%
Undergraduate classes with fewer than 50 students	95%

**Full-Time Instructional Faculty**

Total Faculty	372
% Women	69%
% from Minority Groups	15%
% with Highest Degree in Field	0%

**Carnegie Classification of Institutional Characteristics** [More](#)

**Basic Type**

Doctoral/Research Universities

**Size and Setting**

Medium four-year, primarily residential

**Enrollment Profile**

Majority undergraduate

**Undergraduate Profile**

Medium full-time four-year, inclusive

**Undergraduate Instructional Program**

Professions plus arts & sciences, high graduate coexistence

**Graduate Instructional Program**

Doctoral, professional dominant

**Student Housing** [More](#)

78% of new freshmen live on campus  
25% of all undergraduates live on campus

**Campus Safety** [More](#)

The officers and staff of the TWU Department of Public Safety work hard to maintain the security and safety of the TWU community. As a result, TWU has one of the lowest rates of reported crime in the nation, when compared to other universities of similar size.

[CLICK HERE](#) for Campus Crime Statistics report.

**Future Plans of Bachelor's Degree Recipients**

Data used to build graph are not yet available

NOTE: Institutional classifications based on the Carnegie 2005 edition.

[CLICK HERE](#) for more information on Carnegie Classifications.

## Student Experiences and Perceptions

Students who are actively involved in their own learning and development are more likely to be successful in college. Colleges and universities offer students a wide variety of opportunities both inside and outside the classroom to become engaged with new ideas, people, and experiences. Institutions measure the effectiveness of these opportunities in a variety of ways to better understand what types of activities and programs students find the most helpful.

[CLICK HERE](#) for examples of how TWU evaluates the experiences of its students.

In addition, institutions participating in the VSA program measure student involvement on campus using one of four national surveys. Results from the one survey are reported for a common set of questions selected as part of VSA. Following are the selected results from the 2006-07 National Survey of Student Engagement (NSSE). The questions have been grouped together in categories that are known to contribute to student learning and development. The results reported below are based on the responses of seniors who participated in the survey.

[CLICK HERE](#) for information on survey administration, the survey sample, and the response rate.

[CLICK HERE](#) for information on the NSSE survey.

### Group Learning Experiences

- 85% percent of seniors worked with classmates on assignments outside of class.
- 52% of seniors tutored or taught other students
- 22% of seniors spent at least 6 hours per week participating in co-curricular activities such as student organizations and intramural sports

### Active Learning Experiences

- 81% of seniors spent at least 6 hours per week preparing for class
- 35% of seniors worked on a research project with a faculty member
- 43% of seniors participated in an internship, practicum, or field experience
- 46% of seniors participated in community service or volunteer work
- 9% of seniors participated in study abroad
- 79% of seniors made at least one class presentation last year

### Institutional Commitment to Student Learning and Success

- 96% of seniors believe this institution provides support for student success
- 73% of seniors rated the quality of academic advising at this institution as good or excellent
- 75% of seniors reported that this institution provided help in coping with work, family and other non-academic responsibilities
- 94% of seniors reported working harder than they thought they could to meet an instructor's standards or expectations

### Student Satisfaction

- 81% of seniors would attend this institution if they started over again
- 86% of seniors rated their entire educational experience as good or excellent
- 75% of seniors reported that other students were friendly or supportive

### Student Interaction with Campus Faculty and Staff

- 52% of seniors believed that the campus staff were helpful, considerate, or flexible
- 69% of seniors believed that faculty are available, helpful, or sympathetic
- 95% of seniors reported that faculty members provided prompt feedback on their academic performance
- 57% of seniors discussed readings or ideas with faculty members outside of class

### Experiences with Diverse Groups of People and Ideas

- 66% of seniors reported that they often tried to understand someone else's point of view
- 91% of seniors reported their experience at this institution contributed to their understanding people of other racial and ethnic backgrounds
- 57% of seniors often had serious conversations with students of a different race or ethnicity

## Student Learning Outcomes

All colleges and universities use multiple approaches to measure student learning. Many of these are specific to particular disciplines, many are coordinated with accrediting agencies, and many are based on outcomes after students have graduated. In addition, those institutions participating in the VSA measure increases in critical thinking, analytic reasoning, and written communication using one of three tests.

### Student Learning Assessment at TWU

TWU requires student learning outcomes and assessment in every academic program including general education. Assessments are performed annually. Detailed reports of assessment results, analysis of strengths and weaknesses, and actions to improve assessment results are required every three years.

[CLICK HERE](#) for examples of student learning assessment and outcomes at TWU

### Pilot Project to Measure Core Learning Outcomes

Results from the pilot project using one of the three learning outcomes tests are not yet available.