

Welcome...
TO OUR NEIGHBORHOOD!



Fall Semester Dates to Know

Week of July 31

Room Assignment Mailing Sent

Tuesday, August 25, Noon

Move-in for Learning Community Students

Wednesday, August 26, 10 a.m.

Move-in for all students

Campus Block Party, 5 p.m.

Hubbard Oval

Sunday, August 30, 5:30pm

RHA Welcome Back Party: Guinn/Stark Lawn

Floor Meetings- See RA for Details

Monday, August 31

First Day of Classes

Monday, September 7

Labor Day - No Classes

Monday, September 14

Room Change Process Begins

Friday, October 2

Room Change Process Ends

Wednesday, November 25, 10 a.m.

Residence Halls Close for
Thanksgiving Break

Sunday, November 29, 1:30 p.m.

Residence Halls Open

Saturday, December 19, 10 a.m.

Residence Halls Close for Semester

from the
Director of University Housing

Welcome to the residence halls at Texas Woman's University. You have made the right choice when you decided to live on campus! On campus residential living will be one of the most rewarding experiences of your university life. When you move into your new "home away from home" we are sure that you will experience the excitement of coming to TWU, meeting new friends and experiencing the Pioneer spirit. Your roommate and neighbors may become some of your best friends as well as bringing different viewpoints and cultures that can enlarge your world.

When you live on campus, you have the opportunity to live in a dynamic setting that offers traditional rooms with private baths or community baths, studio suites (apartment like units in Guinn Hall), outstanding living learning communities, and two and three bedroom apartments for single and family students at the Lowry Woods Community.

Although living in a residence hall does not ensure academic success, it certainly helps. Research has shown that students living in on campus residence halls are more fully involved in academic and extracurricular activities, tend to earn higher grades, typically exceed predicted levels of learning and personal development, and more frequently complete their college education within the prescribed program length.

I am pleased that you have chosen to live on campus at TWU and look forward to your involvement in residence life.

Once again, WELCOME! Your "Pioneer" days begin here!

Sincerely,

Nancy Murphy-Chadwick
Director, Department of University Housing



People You Will Meet

University Housing employs a number of individuals to help provide a comfortable living environment while you are at Texas Woman's University. Some of the key staff you should get to know in your residence hall are identified below.

One of the first individuals you will meet is your **Resident Assistant**, otherwise known as your R.A. The relationship you build with your R.A. is a vital link to your success as a student. Please make plans to attend your first floor meeting which your R.A. will publicize at opening.

If you will be participating in one of the living learning communities (NET or First Year Connections), you will get to know your **Peer Advisor** (P.A.). Your P.A. will help with study groups, assist the R.A. with programs, and serve as an academic resource.

Hall Directors are upper level and graduate student staff members who live in the residence hall and supervise the operations of their assigned building.

Residence Directors (RD's) are professional staff members who live in and have offices in your building. These staff members assist the Area Managers in the operations of their assigned building.

Area Managers (AM's) are professional staff members that have offices in your building. They are responsible for the residential operations and supervision of all the staff in their residential area of one large or two or more small buildings.



What will move in day be like?

Residence halls open on **Wednesday, August 26, 2009 at 10:00 a.m.** When you arrive at your assigned residence hall, go to the front desk. Your check in will begin with staff members greeting you and checking on pertinent information. The front desk staff will direct you where to go from there!

The Pioneer Welcome Day Program kicks off your Pioneer Camp experience. Faculty, staff, and student organizations will be on hand to greet and assist you as you move into your room. Refreshments will also be available for a hot August check in.

Residence Hall Association Welcome Back Party

Come and meet your neighbors and key University Staff at the Residence Hall Association Welcome Back Party on Sunday, August 30, 2009 at 5:30 p.m. The Welcome Back Party will be held on the lawn between Guinn and Stark Hall. This event will feature a cookout featuring some of your favorite cookout foods and snacks. Following the party, most residents will gather in their own floor/wing communities with their RA to receive important information about the Fall semester. All residents are strongly encouraged to attend this important event!

What Should I Pack?

At this point you may be wondering what you should start getting together to move into the residence halls. After you receive your room assignment in late July, make sure to contact your roommate and discuss what you are planning to bring to TWU. Decide who will bring the big items such as the telephone, answering machine, television, stereo, etc... How do you want to decorate your room? Do you want carpet or rugs in your room? Remember that you can't bring everything you own, you will be sharing a room with someone and there is limited storage. Look at the list below on suggestions for some essential items you might want to bring with you.

Bare Necessities

Personal grooming items	First aid kit/thermometer
Towels (bath & washclothes)	Toilet paper
Shower curtain (unless you reside in Jones Hall)	

Organization Counts

Desk set--pens, pencils, clips, etc.	Stapler/staples/scissors
Pencil sharpener	Stationary/stamps/envelopes
Clock radio	Address book
Dictionary/thesaurus set	Computer/calculator
Cleaning products	Broom/dust mop

Storage Needs

Hangers for clothing	Small stackable crates
----------------------	------------------------

Snack Time

Plastic bowls	Dishes
Mugs	Silverware
Popcorn popper (air)	Coffee maker

The Dream Scene

Comforter and/or blanket	Pillow(s)/pillowcases
Standard size twin bed sheets	Quilted mattress pad or cover
Standard size double bed sheets (Lowry Woods Community only)	

Laundry Time

Laundry bag or basket	Lingerie bag
Detergent	Fabric softener
Iron and ironing board	

Things Most Overlooked

Sewing kit	Key chain
Bed lamp or clip-on light	Wastepaper basket
Flashlight and batteries	Lock box (for valuables)
Umbrella	Fan
Powerstrip with built-in circuit breaker	



Items Not To Bring

- * Concrete Blocks or Bricks
- * Candles
- * Incense
- * Pets
- * Halogen Lamps
- * Space Heaters
- * Multi Plug Converter
- * Cooking Appliances
 - Microwave
 - Deep fryer
 - Toaster
 - Frying Pan
 - Electric Skillet
 - George Foreman type grills
 - Any other exposed heating elements

Decorating your room at college can be very enjoyable and with a little money and a lot of imagination, you can turn your room into home. Read on for information on what to expect in your room and suggestions on how to make your residence hall room a comfortable, stylish place to live.

Furnishings

Most double rooms are furnished with two moveable standard beds, two desk chairs, and two built-in dressers, desks, and closets. Rooms in Jones Hall and some rooms in Guinn and Stark Hall have moveable furniture. Apartments in Lowry Woods that are furnished offer full size beds, dressers, desks, chairs, sofa and side chair. TWU provides a small refrigerator for each room. All furnishings in your room at the time of check-in are your responsibility and are not to be removed. Keep in mind that when you move out, your room needs to be as empty as it was when you moved in.

Windows

The windows in each room have mini-blinds. Additional window treatments may be desired. We suggest using spring-loaded suspension rods.



Flooring

Change the appearance and lower the noise level in your room by laying a piece of carpet. Carpet can be wall-to-wall or an area rug. Do not glue, tape, or tack the carpet to the floor; simply lay it flat. Remember you will have to take it with you when you leave.



The Walls

There are many ideas for wall decorations; plan what effect you wish to achieve with your roommate. Posters, wall hangings, and photos can make your room feel like home. Be careful about overdoing your walls. The more you place on your walls, the smaller the room appears. Items must be hung on the wall using WHITE plastitak (nails, tacks, adhesive tape, masking tape, screw-in hooks, carpet tape, bolts and staples are not to be used). Another wall treatment may include bamboo or canvas decorative screens. We do not permit the use of fishnets, parachutes, and sheets hung over or near lights since they are a fire hazard. Vents, wall sockets, and lights are not to be covered.

Lights

Lighting can really set the mood in your room. For special effects, you may want to “spotlight” plants, baskets, or a favorite picture. There are many great clip-on and floor lamps available in local stores.




Bookshelves

For those of you who need to have a little more space, we suggest you purchase colorful plastic crates. They are great to pack in and stack very nicely. Place two crates a few feet apart and set a few 2'x4' pieces of lumber across them to make a great wall unit (concrete blocks and/or bricks are not allowed). We do not encourage the use of your window ledge as a shelf.



Fish Bowls

Since fish are the only pets we allow in the residence halls, some students bring aquariums and fish bowls. If you've never had fish, start small with a goldfish or beta. Remember that these fish must go home with you when you leave during vacation periods and that aquariums must be 10 gallons or less.



Personal Touch

Plan to bring reminders of home with you--your teddy bear collection, yearbook, pictures, posters, etc. Remember, you will be sharing a room with someone else, so don't bring everything you own.



Pillows

Pillows are great for adding a splash of color as well as adding comfort. King size or floor pillows are great to stretch out on and can be used to create additional seating in your room.

Plants

Nothing makes a room feel like home more than plants. Plants are inexpensive and beneficial. You don't have to have a green thumb to have plants, there are plenty of low maintenance plants such as ivy, fern, and airplane plants. Just feed and water your plants and they can last for years. If you have a brown thumb or you don't want the upkeep, purchase silk plants. They'll always look great!



Baskets

Baskets are great for storing items. They also add "pizzazz" to a room for a very low cost. Tie a ribbon to the basket to add some more color to your room and add into your overall theme.

Your Room Key

Carry your room key and student ID with you at all times

The University has installed a card access system in all of the residence halls except for Jones Hall. Doors to all living areas are locked at various times throughout the semester. When you check into the residence hall, you will receive your room key. This key, plus your TWU ID, will assure you access to your room and building at all times. You can obtain your TWU ID at the Housing Office in Jones Hall, room 336.

- Should you lose your key, please report the loss to your hall office staff immediately. The charge for a lost key and a room lock change is \$50.
- Should you lose your TWU ID, please report it to TWU ID Services in the Housing Office, 336 Jones Hall. During the evening or on weekends, report your loss directly to the staff at the front desk of your residence hall or to the Department of Public Safety at 898-2911. The charge for replacing a lost ID is \$10.

Guinn and Stark:

Residence Hall exterior doors are locked 24 hours a day, with the exception of Fall opening.

Lowry Woods Community:

Gates accessing each building, the Community Center and the Laundry room doors are locked 24 hours a day. The gates to the buildings and the front door of the Community Center will be open during the day only at Fall opening.

Jones Hall:

First floor lounge doors will be locked from 6 pm to 6 am Monday - Friday; 6 pm to 8 am Saturday; and 6 pm to 1 pm on Sunday. The second floor entrance will be locked from 6 pm to 7 am seven days a week. Residents and their guests are encouraged to enter the building through the second floor entrance where the residence hall desk is located. Typically, during all breaks, all entrance doors will be locked 24 hours a day.

You may exit through any door not marked emergency exit only at any time, but only enter through designated card access doors with your ID card when locked.

Our commitment is to provide you with the best quality service in our residence halls. Your safety is a top priority. Remember these important safety tips:

- carry your room key and student ID with you at all times
- do not loan your card or key to anyone
- report lost or stolen cards and keys immediately
- never allow strangers to enter the residence hall with you or use your ID card
- close building doors completely upon entering and exiting
- do not leave exterior doors propped open

We appreciate your help and cooperation in making the card access system work effectively!

Phone Service

TWU provides local telephone service in each student room. This service includes a Denton Extended Dial plan that reaches most telephone numbers in the Dallas/Fort Worth area. It also offers Caller ID. Students must provide their own telephone, answering machine, caller ID box, and long distance calling card.

University Housing's Resnet Internet Service

What is Resnet?

Available in Guinn, Stark and Jones Halls as well as The Lowry Wood Community, Resnet connects your personal computer – when equipped with a 10/100 BaseT Ethernet adapter – directly to TWU's data communications network, and through the university network, to the Internet. Resnet enables you to easily perform many tasks from your own room. There is no extra charge for the Resnet service.

The Department of University of Housing and Information Technology Services have implemented a system to minimize the spread of computer viruses and worms on the university network, called Cisco Clean Access. It involves downloading and installing a client program on your computer to verify your computer has an active anti-virus program installed, and your Windows Operating System is up to date.

Please have all Microsoft Windows updates complete before arriving at campus. While your computer is connected to the internet at home, click on "Start > All Programs > Windows update", then "Express scan" when connected to Microsoft, and install all updates.

The anti-virus program(s) you need are "Norton", "McAfee" or "Avg-Free".

Why use Resnet?

- *Exchange e-mail
- *Browse and publish information on the World Wide Web
- *Access campus information, course registration, library catalogs and other databases
- *Submit assignments to professors, confer with classmates, conduct research
- *Participate in electronic groups (mailing lists and news groups)
- *Download software patches, etc.
- *No phone line or modem is needed (No more busy signals!)
- *Connections are multiple times faster than modems
- *Access is immediate
- *There are no time limits on how long you can remain connected
- *Resnet staff is available to help set up your connection if necessary

Computers attach to the Resnet Internet system by means of a network interface card and Ethernet patch cable that the student must supply. If you are considering a computer purchase have the network interface card installed by the computer vender. Check the Housing website for more information.



Fire Safety and Community Responsibility at TWU

One of the University's primary goals is to provide a safe secure environment for its students. This is achieved by taking a proactive stance through programs, services, and facilities that are offered at TWU. However, each student must also take responsibility for her or his own safety by following university policies and procedures and respecting the facilities that are provided. In other words...be a good neighbor.

Please be aware of the following policies and procedures as you pack and prepare to come to campus. The following items are not permitted in student rooms: candles-including decorative, non-burnt wicks; incense; open-faced electrical cooking or heating appliances; and halogen lamps. (Violations will result in a fine of \$50 per item).

Smoking in the residence halls (balconies, stairwells, rooms, and public areas) is prohibited. Cooking is not permitted in student rooms unless the room comes equipped with a kitchen. We offer kitchenettes with microwave ovens in each of the residence halls. All cooking should be done in the snack kitchenettes. Thermostatically controlled coffee makers, single unit air popcorn poppers, and closed coiled hot pots (where the heating element is enclosed in the appliance) are the only cooking appliances permitted in student rooms.

Regularly scheduled fire drills are conducted each semester. Staff members are trained to assist students in the proper evacuation of the buildings.

Random Fire and Life Safety inspections are made of the residence halls by the University Safety Officer and the Housing staff to ensure that safe conditions are present.



Health and Safety Reports

Centers for Disease Control Report:

The immunization advisory committee for the Centers for Disease Control and Prevention (CDC) has recommended that college students, particularly freshmen living in residence halls, be educated about meningitis and the benefits of vaccination. The panel based its recommendation on recent studies that indicated college students, particularly freshmen living in residence halls, have a modest increased risk for meningitis. There have been no cases of this disease reported in residence halls or students at Texas Woman's University.

Meningococcal bacteria are transmitted through air droplets and by direct contact with infected persons. It occurs most often in late winter and early spring, when most college students are away at school. Symptoms include high fever, severe headache, stiff neck, confusion, nausea, vomiting, exhaustion, and/or a rash. If you are interested in being vaccinated for meningitis, you may wish to contact your physician before coming to the university.

Information about Meningococcal meningitis and vaccination is available at TWU Student Health Services at 940-898-3826. You can visit the websites for the Centers for Disease Control and Prevention (CDC), www.cdc.gov/ncidod/dbmd/diseaseinfo, and the American College Health Association, www.acha.org for additional information.

Frequently Asked Questions about Dining and ID Services

When is the first meal for Fall 2009?

The first meal is Lunch on Thursday, August 27, 2009 in The Underground. During the period of August 27 - 30 all meals will be served in the Underground in the Student Union. All venues will be in full operation starting Monday, August 31, 2009.

Do missed meals carry over from week to week?

No, the meal plan week starts on Saturday and ends on Friday.

Can I share my meal plan with a friend?

No, your meal plan is for you only.

You can treat a friend by using your Dining Dollars.



What are Dining Dollars?

Dining Dollars offer the ultimate freedom to be able to eat anywhere on campus. These dollars allow you to purchase meals “a la carte” in any retail operation or pay a fixed cash price at the Underground. Dining Dollars are part of the Meal Plan system.

What are Pioneer Dollars?

Students may elect to put cash on their ID card account and use the Pioneer Dollars like a campus debit card. Pioneer Dollars can be used in the bookstore, to purchase parking stickers, in dining facilities, at the Health Center, just to name a few places.

What do I do if my ID is missing?

ID's can be replaced in the Housing Office, Room 336 of Jones Hall. Replacement cost is \$10.00.

Residence Hall Government

Student involvement in the residence halls is encouraged and supported at all levels. Two leadership development opportunities include your Hall Council and the Residence Hall Association. Being involved in hall government gives you an opportunity to provide input on various components of housing and residence life, from activities to policy changes. Hall government is your voice and your opportunity to impact the lives of your fellow residents and enhance your educational experience.

Hall Council: Each residence hall on campus has a hall council that is made up of representatives from each floor/community in that hall. Members of Hall Councils are elected or appointed by their hall mates and serve as the representative voice for that building. Hall Council is one of your first leadership opportunities.

Residence Hall Association: RHA is comprised of representatives from each hall on campus; it is the governing body for all residence halls, as well as an official branch of the Student Government Association. The RHA office is located in the Stark/Guinn Commons, the office can be reached at 898-3618. Look for information on hall government at orientation, during opening, and the first few weeks of classes.

2009/2010 RHA Officers:

Vice President

Brittany Thomas

Lowry Woods

Publicity Coordinator

Trenchell Sampson

Stark Hall

Secretary

Jackayla Brewer

Lowry Woods

NCC

Sunita Nayani

Guinn Hall

Treasurer

Christopher Slack

Guinn Hall





Important Information about Parking When You Check Into your Residence Hall

When you arrive on campus this fall, many of you will be checking in the first day we open the residence halls on August 26, 2009. To facilitate parking and unloading during this exciting, but busy time, we have designated particular areas for short-term unloading and others for extended parking. Please note that if you are moving in on any day other than August 26th the parking information below will also pertain to you.

Guinn or Stark Hall Residents: Plan on parking in the large parking lot across from Stark Hall, off of Bell Avenue, to the east. The parking lot in front of Guinn (adjacent to Highway 380, also known as University Drive,) will be used for quick unloading of belongings (15-20 minutes) per vehicle. TWU police officers will be in the lot to direct traffic on August 26th. The other unloading only area will be the parking lot south of Guinn and Stark Halls on Chapel Drive. An officer will be directing traffic in that lot as well. We recommend that only large heavy items be unloaded in these areas, and that all other items be unloaded in the east parking area. Please note the Guinn Hall lot can only be accessed if you are going south on Bell Avenue, or east on University Drive (Highway 380) due to a median strip separating the lanes of both of these highways/streets.



Jones Hall Residents:

Plan on using the parking lots adjacent to Jones and east of the outdoor pool on Administration Drive.

Lowry Woods Community

Residents: Plan on using the parking lot west of the library adjacent to Lowry Woods. You will access this lot from Bell Avenue by turning west on Administration Drive and continuing to Oakland Street. Turn right at Oakland Street, and you will see the lot to your right. If you are coming north on Locust Street, you will turn right (east) on to Oakland Street, and the parking lot is immediately to

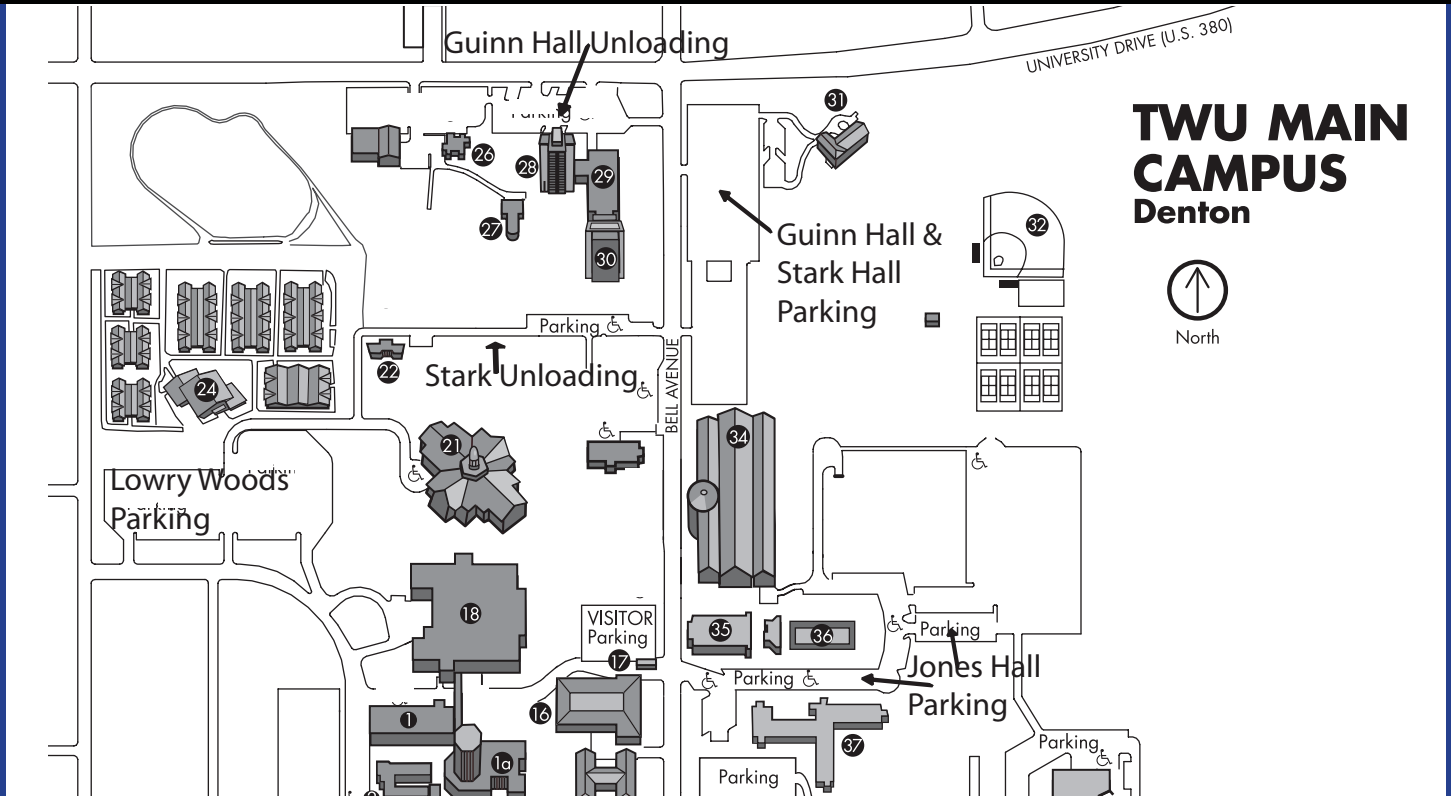
your left.

The map on the next page identifies the parking and unloading areas. Signage identifying these areas will be on campus.

We recommend you bring a dolly or cart to assist with transporting your belongings. You may register to use one of the limited number of carts which will be available to help transport your belongings.


Housing and University staff will be in the residence halls to greet and assist you upon your arrival.

Parking Map for Residence Hall Move In



Choose Civility

“Choose Civility...the TWU Way” Choosing civility means treating people with consideration and respect, in other words being a good neighbor. The Department of University Housing strives to encourage civility and responsible behavior at Texas Woman’s University among each resident and student. The purpose of the program is to increase awareness of the relationship between personal conduct and the quality of campus life. As a member of the student can play a part in own awareness that every neighbors and classmates has as college students. Second, in cultivating positive and can increase the success of the each other to share and act on these common interests to “Choose Civility...the TWU Way” to create a better environment at TWU.



TWU community, each and every this program. First, increase your interaction you have with your friends, an impact on everyone’s experiences being conscious of how you interact respectful habits of personal living TWU community. Last, encourage

The simple acts of respecting the facilities and grounds you utilize daily can begin with disposing of trash properly and picking up trash when you see it in the halls or the parking lot. Also encouraging others to clean up after themselves when using these facilities and grounds is vital to expressing civil behavior toward your TWU environment. By committing to be civil to each other, the facility you live in, and the grounds you use everyday, each of you will take pride, practice responsibility and be good stewards as a citizen of Texas Woman’s University. This is one step to “Choose Civility...the TWU Way.”

Job Opportunities

The Department of University Housing offers the following positions for student employees:

Office Assistant – Housing

Work in the central office (Mon-Fri 8am-5pm)
Work in one of the residence communities
(some communities have coverage 24 hours per day)
Customer service, clerical duties, general office position

Technology Assistant

Preference given to Computer Science majors.
Troubleshoot and repair interconnectivity issues with personal computers and TWU Resnet service.

Computer Lab Monitor

Maintain lab in neat order, enforce lab policies, stock supplies, answer phone.

Office Assistant – Food & ID Services

Work in the central office (Mon-Fri 8am – 5pm)
Preference given to Work Study students

Recreation Leaders

Work with children in our after school program, Monday through Friday. May require working during holiday or break periods.



Pick up an application at the Housing Office on the third floor of Jones Hall.
For more information call 940-898-3676 or send an email to housing@twu.edu

All positions may require working during holiday or break periods.
Preference given to students residing in University Housing.

Cancellations

If you have decided not to attend TWU or to not live in the residence halls for the Fall 2009 semester (check the Residency Requirement), the Department of University Housing must receive your cancellation in writing by June 1, 2009 as stated in the Housing Application/Contract Packet. If your cancellation is received after the deadline, you will forfeit your \$100.00 deposit.

The Housing Contract

If you decide to cancel the contract after occupancy (i.e. received room keys), you must check to be sure you are not in violation of the Residency Requirement. If canceling or breaking the contract, the \$100.00 deposit will be forfeited and you will be charged a \$300.00 failure to complete contract fee, a \$20.00 meal plan handling fee, and a daily rate for housing/meal services.

Insurance

While every effort is made to provide a secure environment, the University does not assume responsibility at any time for the private property of its students, and is not liable for the loss or damage of any article of personal property anywhere on the premises. You or your parents/family are highly encouraged to carry appropriate insurance to cover your belongings that you bring to campus. This may be done by adding a rider to a current homeowners policy or purchasing separate insurance.

Bed Information

Texas Woman's University Housing offers three different bed styles in the residence halls. The information below will help you to best determine what bed style will be in your room when you arrive.

The Lowry Woods Community

All beds in The Lowry Woods Community are standard full size beds 54"W x 75"L.

Jones Hall

Beds in Jones Hall are all twin size 36"W x 80"L and they are moveable.

Guinn Hall

Most beds in Guinn Hall are 36"W x 75"L. These beds can be set higher by using risers which may be purchased at stores like Bed Bath & Beyond.

There are several beds in Guinn Hall which are loftable. You may submit a work order at your residence hall front desk to have these beds lofted or bunked. These beds are 36"W x 80"L and are located in the following rooms:

504, 509, 512, 601, 604, 609, 612, all rooms on 7 and 8, 1101, 1104, 1109, 1112, 1201, 1204, 1209, 1211, 1304, 1309, 1401, 1404, 1409, 1411, 1504, 1512, 1604, 1611, 1701, 1704, 1709, 2304, 2309, 2312, 2401, 2404, 2409, and 2412



Stark Hall

Most beds in Stark Hall are 36"W x 75"L. These beds can be set higher by using risers which may be purchased at stores like Bed Bath & Beyond.

There are several beds in Stark Hall which are loftable. You may submit a work order at your residence hall front desk to have these beds lofted or bunked. These beds are 36"W x 80"L and are located in the following rooms:

3A2, 3B2 (1 bed), 3D2, 6B2, 8B2, 9A2, 9B2, 10B2, 11A2, 11B2,

17A2, 17C2, 17D2, 20A2, 20B2, 20C2, 20D2, 21A2, 21B2, 21C2, and 21D2

If you should have any questions regarding the bed type in your assigned room, please contact the Department of University Housing at 940-898-3676.

Residence Hall Student Living Plan

Welcome to Texas Woman's University and our living community! This year promises to be one full of discovery. Prepare yourself for one of your first and most important discoveries, your roommate and your community neighbors. The following exercise has been developed to help you get to know your roommate.

This activity has been specially designed to help roommates begin to communicate effectively and its good to begin early...even before you get to campus! There are five topic areas: Background Basics, Habits and Preferences, Emotions, Together Again, and Reactions. We hope by using this living plan you and your roommate will discover a positive, open, and sharing relationship. Try to review one or all of the sections throughout the year. Don't be surprised if responses change during the year. Keep an open mind, communicate openly and honestly, and you will learn a lot about the people you live with and in turn, learn a lot about yourself. Although most of the time communication statements focus on roommate relationships, many can be used as you develop relationships with your neighbors. The last two topic areas: Neighbors within the Community and Tough Times apply to community development and definitely must be done after you are settled into your community.

Background Basics

The first section deals with your background. Try to share more than just facts, sometimes going that step beyond leads to real understanding and discovery. Remember in order for this activity to work, you must be willing to participate, share, and listen. You truly will get out of this what you put into it. Share the following areas:

My hometown is...	I chose this university because...
My high school had _____ people in it.	The thing I miss the least about home is...
Overall, high school was...	The thing I miss the most about home is...
In high school, I participated in...	

Habits and Preferences

The second section deals with the similarities and differences between roommates. We are all very unique individuals, so answers to these questions, in most cases, will not be alike. There are areas requiring negotiation and understanding among roommates. You may want to discuss some of these areas before you come to campus but definitely make it a point to cover them once you have moved into your room.

The thing(s) I would like to become involved in at the university this year...	
I prefer to study (time and place)...	How I feel about men/women in the room...
I think having friends in the room is OK when...	When I get stressed, I...

Emotions

Your particular emotional style is an area that you may not have spent a lot of time thinking about. This section will help you begin thinking about your emotional style. It will also tune you into your roommate's emotional style.

Most of the time, I tend to be...	When I want to have fun, I...
Times I need to myself are...	Attitudes and feelings I have trouble dealing with are...
It's hard for me to...	

Together Again

This section is geared for roommates who already know each other. Try to answer with responses that are new to your roommate/friend. You may learn more about each other than you expect to.

I always wanted to tell you...	I remember the time we...
The thing I regret most about last year is...	My parents' favorite piece of advice is...
One goal I have for this year is...	

Reactions

You and your roommate have just completed three of the four sections. This final section will tie together many of your similarities and differences. Be open, honest, and supportive and you will set the stage for effective communication about your needs and wants. This area definitely should be done initially after you have lived together for two to three weeks.

What I like about you is...	Some things I think we have in common is...
Some things I see as being different about us are...	Areas I think we will need to work on/be aware of are...
Things I think we will gain by living together are...	

Greek Life at Texas Woman's University

Greek Life offers a supportive environment of chapter study halls, tutoring and scholarship programs that will enhance your educational career at TWU! TWU Greek students are involved in many community service projects for the Denton and Dallas/Fort Worth areas. Greek Life offers endless opportunities to develop leadership skills that will be helpful in all campus organizations. TWU Greek Life promotes and supports career networking, diversity, leadership, friendship, athletics and community service.

Come join a tradition of sisterhood . . .

TWU's Greek Life community offers a supportive environment of sisterhood activities, community service, leadership opportunities and social events.

The following sororities have active chapters at TWU:

Alpha Gamma Delta
Alpha Kappa Alpha
Alpha Omicron Pi
Alpha Theta Omega
Chi Upsilon Sigma
Delta Sigma Theta
Lambda Psi Delta
Sigma Gamma Rho
Sigma Lambda Alpha
Sigma Sigma Sigma
Zeta Phi Beta



For more information about Greek Life at TWU, go to or contact the Greek Advisor at 940.898.3718 if you have any questions.

Did I forget anything?!

Checking into your residence hall for the first time is sure to be an exciting adventure and memorable experience. You may want to consider bringing the following items:

A telephone and answering machine
Surge Protector
Laundry Supplies
Iron and small ironing board

A mattress cover
First Aid Kit
Computer
Small lamp (but not halogen)

Wastebasket
Flashlight (in case of electrical bumps)
TV with cable extension

Remember, this is your home away from home.



If you have questions....

Check our website at:
www.twuhousing.com

Send an email to:
housing@twu.edu

or call us:
940-898-3676

**** 2009 - 2010 Residence Hall At A Glance ****

Hall Name	Number of Floors	Building Capacity	Room Dimensions	Living Learning Community	Special Features
Jones	3	116	12' x 15'	Wellness	Fitness Center
Guinn	24	582	12' x 14'	NET/Art	Co-ed, Guest Housing
Lowry Woods	3	250	2 bedroom: 702 sq. ft 3 bedroom: 916 sq. ft	N/A	Family Housing
Stark	21	588	13'6" x 14'	NET/Leadership	Sorority Housing

**** 2009 - 2010 Residence Hall Room Rates ****

Semester Rates	
Guinn or Stark Hall Double Occupancy	\$1,639 per semester, per person
Guinn or Stark Hall Triple Occupancy	\$1,152 per semester, per person
Guinn or Stark Hall Designated Private	\$2,494 per semester, per person
Jones Hall Double Occupancy	\$1,529 per semester, per person
Lowry Woods Two Bedroom Apartment	\$2,764 per semester, per person
Lowry Woods Three Bedroom Apartment	\$2,501 per semester, per person
Monthly Rates	
Guinn Studio Suites	
Studio One Single Occupancy Suite	\$643 per month, per person
Studio Two Double Occupancy Suite	\$468 per month, per person
Studio Four Quad Occupancy Suite	\$TBD per month, per person
Family Housing	
Lowry Woods Unfurnished Two Bedroom	\$782 per month, per family
Lowry Woods Unfurnished Three Bedroom	\$996 per month, per family
Lowry Woods Furnished Two Bedroom	\$869 per month, per family

**** 2009 - 2010 Residence Hall Meal Plan Rates ****

8 Meals Per Week with \$125 Dining Dollars	\$1125 plus applicable taxes
8 Meals Per Week with \$225 Dining Dollars	\$1225 plus applicable taxes
10 Meals Per Week with \$200 Dining Dollars	\$1290 plus applicable taxes
12 Meals Per Week with \$250 Dining Dollars	\$1350 plus applicable taxes
University Plan	\$1400 plus applicable taxes